

2024-2025 Annual Report



**NORTHSIDE
PREPARATORY
ACADEMY**

Founded in 2020, **Northside Preparatory Academy** is a public charter school serving students in grades K-8 throughout the Spring Grove and Northside communities. The school continues to make significant educational strides, offering a well-rounded academic program that emphasizes good citizenship and social-emotional well-being. In addition to core subjects, students participate in Art and PE classes during the school day. The safe and secure campus features separate buildings for elementary and middle school programs, including a gym, playground, auditorium, and dedicated art room. Northside Preparatory Academy offers instructional support for young learners, with two teachers assigned to each Kindergarten classroom. Using Restorative Practices and PBIS, the school

cultivates a positive learning environment and supports families with free breakfast, lunch, and after-school tutoring. This year, the school significantly enhanced its after-school programming, offering multiple sports, Robotics, and Culinary Arts.

OUR MISSION: To motivate, prepare, and advance students in a safe and engaging learning environment.

Board President

Matt Wahlert

Board Vice President

Brandi Elliott

Secretary

Martha James

Treasurer

Traci Jemison

Board Members

Holly Jenkins

Authorizer

Richland Academy of the Arts

Principal

Yolanda Clark

Regional Vice President

Jamie Brady

Grades Served

Early K-8

Students Served


257

School Year Opened

2020-2021

Fiscal Officer

Dave Massa



2024-2025 Annual Report

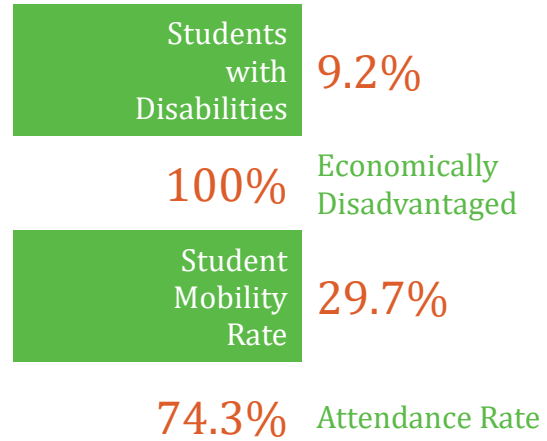
Student Demographics



BLACK
90.5%
MULTI-RACIAL
5.2%
OTHER
4.3%

NOTE: If Enrollment is less than 10, results are Not Calculated

Special Populations



Progress towards Goals

The percent proficient in ELA on the state assessment decreased from 31% in SY2024 to 27.3% in SY2025.

The percent proficient in Math on the state assessment increased substantially from 10.8% in SY2024 to 46.2% in SY2025.

Discipline occurrences from SY2024 to SY2025 decreased by 7%.

Our Academic Goals

#1 By FY2028, the overall percentage of students reaching proficiency or above on state tests in English Language Arts and Mathematics will increase by 30%.

#2 By June 2028, the performance of students will improve by decreasing the discipline occurrences by 15%.

State Report Card

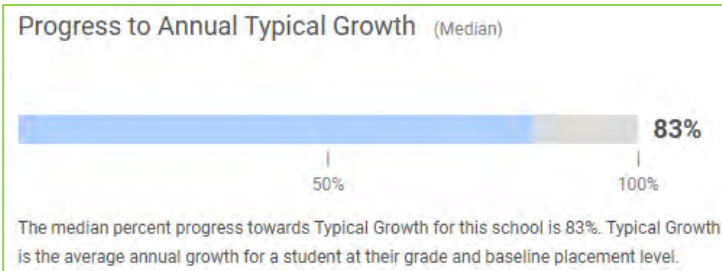
Performance Index Score 64.3	Overall Rating ★★★
Achievement Component ★★	Early Literacy Component ★
Progress Component ★★★★	Gap Closing Component ★★



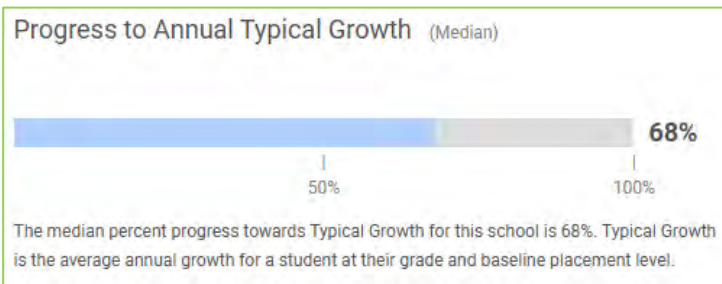
2024-2025 Annual Report



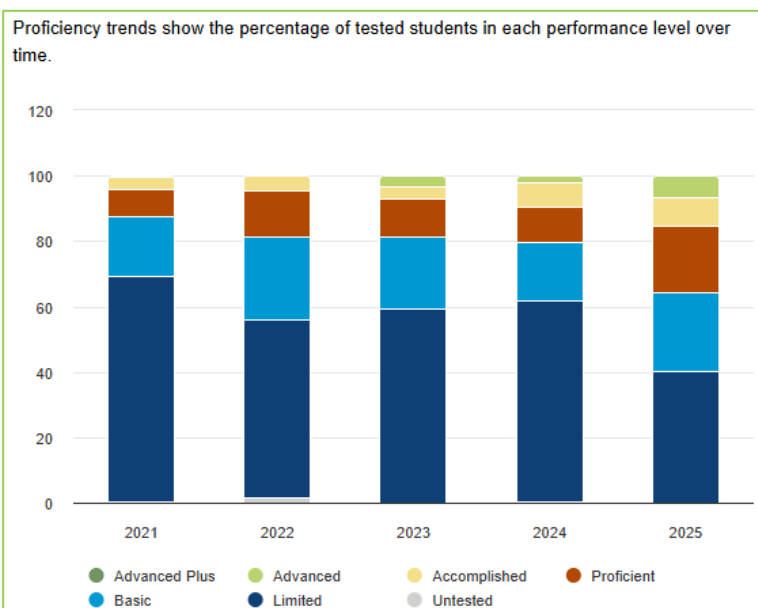
iReady Data Reading



iReady Data Mathematics



Percent Proficient at Northside Preparatory Academy



OUR HIGHLIGHTS

Academic:

- Almost 14 Point increase in Performance Index
- Four Stars in Progress
- Academic Tutoring
- Literacy Night

Partnerships:

- Fire Safety with Spring Grove Village Fire Department
- Valley Interfaith Community Resource Center Financial Literacy events for student

Community:

- Trunk or Treat
- Family Movie Night
- Back to School Bash
- Heritage Celebrations

Student Life:

- Student of the Month
- Multiple Athletics Teams
- Extracurriculars such as Robotics and Culinary Arts
- Field Trips
- Kindergarten Graduation



2024-2025 Annual Report



Financial Data:

State Sources	2,739,673
Federal Sources	579,009
Local Sources	60,801
Total Revenue	\$3,379,482

Salary & Wages	1,118,536
Employee Benefits	283,872
Purchased Services	1,896,054
Supplies & Materials	214,552
Capital Outlay	50,000
Other Expenses	14,142
Total Expenses	\$3,577,155

(1) Numbers in \$M

(2) At the time of publication, 2025 fiscal year data was not available from the Ohio Auditor of State. For updated information visit: www.auditor.state.oh.us

Sponsor Statement:

As required by state law, Richland Academy of the Arts (RAA) provides oversight, monitoring and technical assistance to the schools it sponsors including evaluating the academic, fiscal and organizational performance in various ways. In addition to assessing academic performance as measured by state report card metrics, RAA reviews various academic progress and financial reports, attends board meetings, assesses compliance with state and federal rules and laws, and conducts school site visits.

